

wallrock[®] fibreliner smooth

150gsm



A very strong lining with a silky smooth finish for covering and reinforcing surfaces quickly and easily

Excellent performance on problem surfaces such as rough and damaged plaster, cracked rendering and wood panelling.

Also perfect for covering plasterboard that has not been skimmed.

Hang straight from the roll onto pre-pasted surface or paste-the-paper.

Ideal for emulsion painting or overhanging with another wallcovering.

transforming the rough into the smooth

Covers damaged walls and ceilings

SINGLE 55cm(21") roll

ERFURT[®] mmav

Anaglypta[®]
Since 1887

- ✓ Excellent Base for Paint or Paper
- ✓ Vinyl and Fibreglass Free
- ✓ Quick and Easy to Hang
- ✓ Paste the Paper or the Wall
- ✓ Allows Walls to Breathe
- ✓ Amazing Strength and Tear Resistance
- ✓ Fire Rated

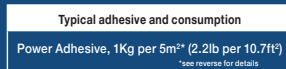
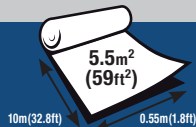


Retford Wallcoverings Ltd, Gainsborough, DN21 1QB, UK

Helpline (UK): +44 (0)1427 616597

www.anaglypta.co.uk

www.erfurtmav.com



wallrock® fibreliner smooth 150gsm

Wallrock Fibreliner Smooth is the modern alternative to traditional lining papers, producing a superb finish both quickly and easily which is also highly durable.

Wallrock Fibreliner Smooth produces a very strong base on problem surfaces that cannot be covered by conventional wall coverings and is also particularly good for covering plaster, plasterboard and thermal boards without having to apply a plaster skim. Once dry, it can be emulsion painted or overhung with another wallcovering.

It is important that all surfaces are free from dust and loose particles. Fill and smooth large cracks or holes, **Wallrock** will bridge any small cracks and holes. If the surface is porous eg. plasterboard and old plaster, seal with a size designed for the purpose. For wood panelling, rub down with sandpaper to form a key for the adhesive.

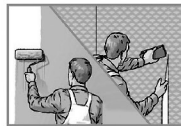

Use ready-mixed **Wallrock Power Adhesive** for perfect results, or any good quality heavy duty wallpaper paste. If in doubt, test-hang a piece or consult your decorating retailer. Before hanging, check all rolls are the same product and undamaged and that you have enough for the job in hand. Return any faulty or damaged roll(s) with their label(s) from where purchased.

Warning: Turn off electricity supply before working around plug points, light fittings and switches.

Retford Wallcoverings Ltd will not be held liable for any badly hung or faulty material after hanging, nor for poor results due to ill-prepared surfaces. Follow all instructions carefully including those of paste and paint products used.

NB: Wallrock Fibreliner Smooth 150 is available in different widths (55cm, 75cm and 100cm), they are the same material and can be used side by side when hanging.

Wallrock is a registered trademark.



Instructions for hanging Wallrock Fibreliner Smooth

Wallrock Fibreliner Smooth offers two surface finishes. The outer surface of the roll offers an improved finish for either painting or overhanging with wallpaper. We recommend that the inner surface of the roll is applied to the wall.

1. Cut all lengths required allowing extra for trim at each end, or simply hanging directly from the roll onto a prepaste wall or ceiling. Apply the inner surface to the wall. Please note **Wallrock Fibreliner Smooth** can also be hung horizontally, especially useful if you intend to overhang with a decorative wallpaper.
2. Mark a guideline with a pencil for the first length, using a plumbline as a guide for vertical drops or a spirit level for horizontal application.
3. If applying the adhesive direct to the wall or ceilings, apply enough to hang one or two lengths at a time, ensuring the paste exceeds the width of the second length. If pasting the material (either side) make sure all edges are covered. With both methods, hang **Wallrock Fibreliner Smooth** immediately - no soaking is required.
4. Apply the first length along the guideline and smooth out with a wallpaper brush then trim the ends.
5. Butt join all subsequent lengths being careful not to overlap the edges.
6. Allow **Wallrock Fibreliner Smooth** to dry thoroughly before decorating with emulsion paint or overhanging with another wallcovering. (normally 24 hours is sufficient).
7. **Wallrock Fibreliner Smooth** is also 'dry stripable' in many applications.

ERFURT. **mav**

Anaglypta®
Since 1887